

Two-part block mold


Step 1.

Prepare the original.

Step 2.


Prepare a molding box with sides, base and lid of wood, plastic or metal, making sure there is a minimum clearance of 1/2 inch around the original.

Step 3.




Seal the edges of the box with sulfur-free filleting wax or inhibitor-free modeling clay.

Step 4.




Wrap, in aluminum foil or plastic wrap, the half of the original that will be embedded in clay in the bottom of the box. Embed the original up to the pre-established parting line.

Step 5.



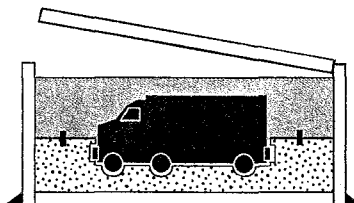
Insert alignment pegs into the clay.

Step 6.



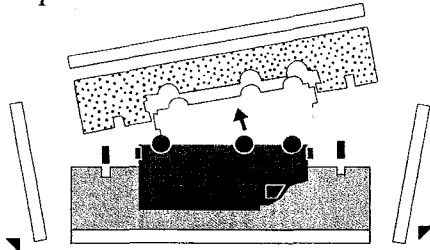
Prepare the molding material and pour it into the box, holding the container as low as possible. Pour slowly to allow the material to fill all the crevices and level off. Continue pouring until the top of the silicone material is a minimum of 1/2 inch above the highest point of the original.

Step 7.



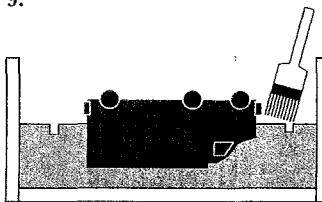
Cure for 24 hours at room temperature.

Step 8.



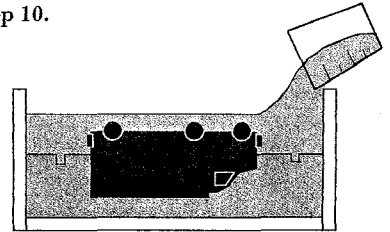
Invert the box and disassemble it. Remove the clay, foil or plastic wrap, and alignment pegs.

Step 9.



Reassemble the box and apply a release agent to the exposed area of silicone.

Step 10.

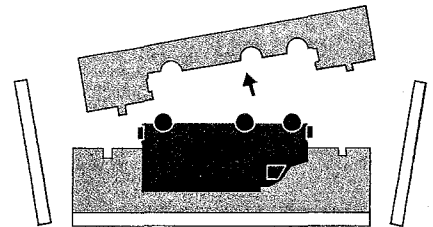


Holding the container as close to the box as possible, pour in the silicone material. Pour slowly to allow the material to fill all the crevices and level off. Continue pouring until the top of the silicone material is a minimum of 1/2 inch above the highest point of the original.

Step 11.

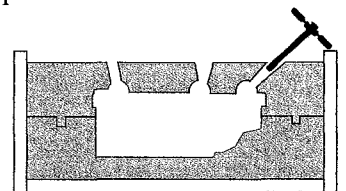
Cure for 24 hours at room temperature.

Step 12.



Disassemble the box and separate both parts of the mold from the original.

Step 13.



To prepare the mold for casting, drill two or more holes through it. The casting material will be poured into the mold cavity through one hole, and the air will escape through the other(s).

NOTE: If the original is relatively simple and not too large, it is possible to omit the use of the clay. Instead, pour the silicone material directly into the box to form the first half of the mold.